

Below are examples of known W & T Avery portable scale box labels, together with observational descriptions of scale beams, pans, boxes, etc. Further below are pictures of pan stamps and beams



W. AND T. AVERY,
MAKERS
BIRMINGHAM

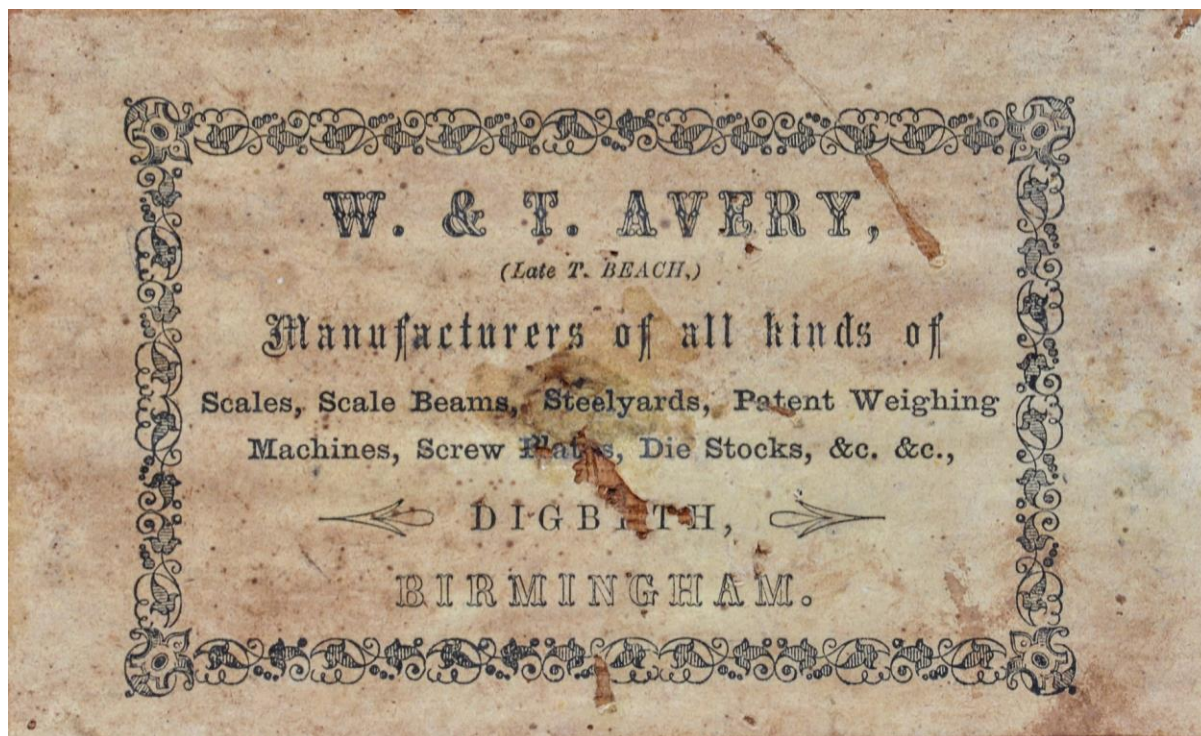
Comment: The above label is on a set of box beam scales purchased in early 2018. I have not seen another like it in the few years I have been collecting. The label is approximately 3" long x 1" high, smaller than those below which are all approximately 3 3/4" x 2 5/16"

The accompanying scales were box ended and the pans stamped Late T Beach, so I date the scales between 1824 and 1850. See below for reasoning.

This label, although smaller than subsequent labels, has less sophisticated description of the services offered by the maker, but the look of the label looks similar to the label below.

For now I conclude that this box label is older than the one below, hence very early in the life of the W. & T. Avery company.

I would be interested to know if this label has been seen or is owned by others and if they have any details of the period in which it was issued.



W. & T. AVERY,
(Late T. BEACH,)
Manufacturers of all kinds of
Scales, Scale Beams, Steelyards, Patent Weighing
Machines, Screw Plates, Die Stocks, &c, &c,
DIGBETH,
| BIRMINGHAM.

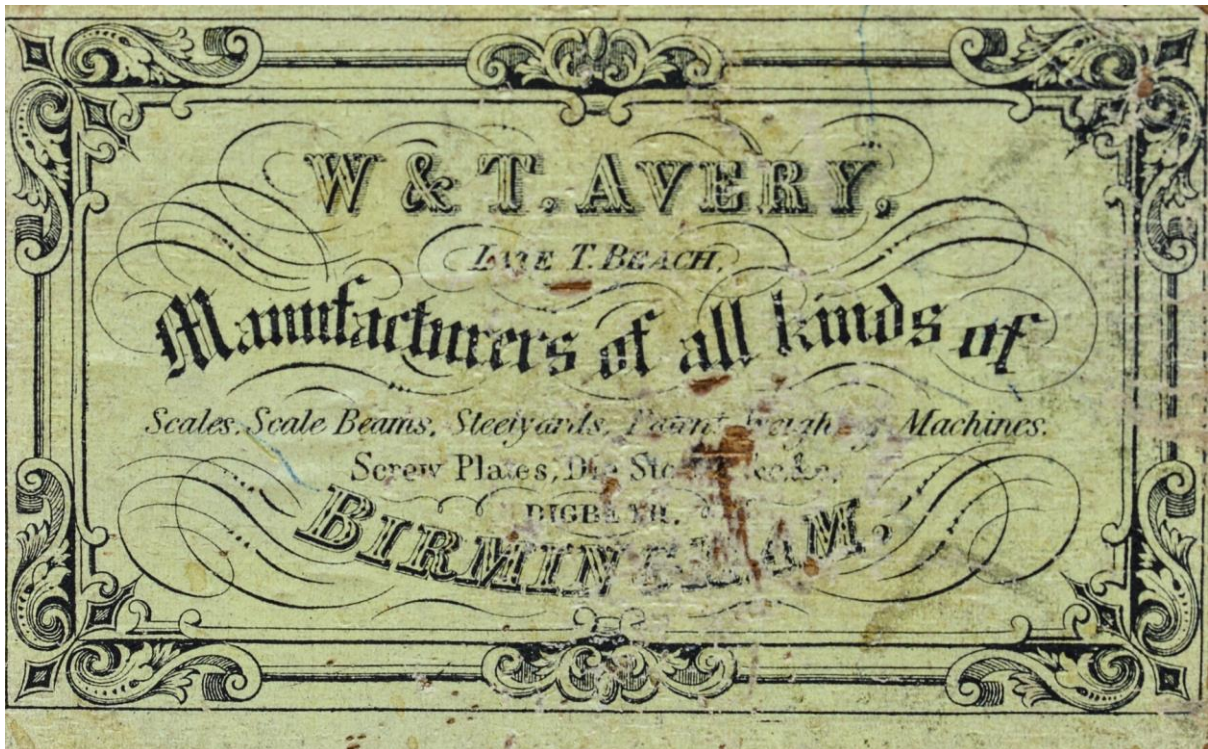
Comment: The only example of this label I have seen was on eBay in early 2016, my very early days of collecting. The scales did not have an Avery stamp on the pans and I was unsure whether the scales and label were legitimate. These were purchased by my good friend Tony McCarthy in NZ who very kindly presented them to me at the end of 2017.

The company name, W & T Avery was adopted in 1818. Broadbent L.H. in his book – The Avery Business indicates that the words “late T. Beach” disappeared from published references to the W & T Avery name by the time of the death of William Avery in 1843. However, in the same book is a copy of the title page from a W & T Avery catalogue circa 1850, which has a reference to “Late T Beach”.

I have a copy of a 1984 letter from Eric Parish, W & T Avery Museum Curator, to the owner of a set of box beam scales and a Steelyard scale, both having stamps “Late T Beach”. Eric Parish in the letter indicated that they considered the age of both sets of scales to be between 1818 and 1840. I purchased the Steelyard scale.

I also note that Thomas Beach did not pass away until 1824.

Still to determine whether this label is earlier or later than the label on the next page, but as the style and wording of the other label is similar to subsequent labels, I conclude that this is earlier. This one is also more simplistic in design. For now and until I can find further information I will assume that “Late T Beach” reference was used during the period from 1824 to circa 1850.





W & T. AVERY,

LATE T BEACH.

Manufacturers of all kinds of

Scales, Scale Beams, Steelyards, Patent Weighing Machines

Screw Plates, Die Stocks, &c, &c,

DIGBETH

BIRMINGHAM

Comment: Boxes with this label are usually accompanied by scales with pans, having rolled edges and stamped referencing LATE T BEACH. However, one set purchased, came with scale pan stamps of BY HIS MAJESTY'S ROYAL LETTERS PATENT, which I believe would not have been issued until early 1900s after Queen Victoria died. I have scales of this type with labels which are orange, light pink & light green (all shown above).

The boxes are usually Oak, butt jointed, front latched L to R and with wire hinging.

The beams are usually round ended

The borders and wording of this label have similarities to subsequent labels, hence I conclude that this LATE T BEACH label is more recent than the label on previous page.



W & T. AVERY,

Manufacturers of all kinds of

Scales, Scale Beams, Steelyards, Patent Weighing Machines,

Screw Plates, Die Stocks, &c, &c,

DIGBETH

BIRMINGHAM

Comment: Boxes with this label were probably produced for a considerable period between dropping the reference to Late T Beach and on the company becoming Limited in 1894.

It is confusing but I have boxes with scales with pans, having rolled edges and stamped with LATE T BEACH, W&T A trademark, and Royal Letters Patent. The box labels are usually yellow.

The boxes are usually Oak, butt jointed, latched L to R and with wire hinging. Size ranges from 7" x 4" x 1" but some larger ones are 10" x 5" x 2". The larger boxes usually have brass hinges.

The beam lengths are commensurate with box sizes, and the beams in the smaller boxes are usually round ended although I have one example of smaller scales with box end beam, I assume this to indicate a more expensive set of scales. The larger scales have box end beams.

Refer below for almost identical label, but note minor wording difference, 3rd last line

"Screw Plates, Die Stocks, &c, &c," of this label is the same wording as used on earlier LATE T BEACH labels; and "Brass & Iron Weights, &c, &c," is the same wording as used on later labels, hence I believe this one is from an earlier period than those following.



W & T. AVERY,
Manufacturers of all kinds of
Scales, Scale Beams, Steelyards, Patent Weighing Machines,
Brass & Iron Weights, &c, &c,
DIGBETH
BIRMINGHAM

Comment: As above except for the 3rd last line being different wording to describe products.

Above "Screw Plates, Die Stocks, &c, &c," and this one "Brass & Iron Weights, &c, &c,"

"Screw Plates, Die Stocks, &c, &c," of the previous label is the same wording as used on earlier LATE T BEACH labels; and "Brass & Iron Weights, &c, &c," of this label is the same wording as used on later labels, hence I believe this one is more recent. I concluded that these boxes were issued up to 1894.



W & T. AVERY

LIMITED.

Manufacturers of all kinds of

Scales, Scale Beams, Steelyards, Patent Weighing Machines,

Brass & Iron Weights, &c, &c,

DIGBETH

BIRMINGHAM

Comment: Avery became a private company in 1891 and a publicly listed company on the stock exchange in 1894. The works were still at Digbeth at this time. I conclude that these boxes were issued from 1894 through to 1897

The boxes are usually Oak, butt jointed, latched R to L and with wire hinging or small brass hinges. There are also examples of higher quality boxes with mitred joints and made of mahogany. Size ranges from 7" x 4" x 1" but some larger ones are 10" x 5" x 2". The larger boxes usually have brass hinges.

The beam lengths are commensurate with box sizes, and the beams in the smaller boxes are usually round ended although I have one example of smaller scales with box end beam. The larger scales have box end beams.

The brass scale pans usually have rolled edges and have W&TA Trademark stamps



W & T. AVERY

LIMITED.

Manufacturers of all kinds of

Scales, Scale Beams, Steelyards, Patent Weighing Machines,

Brass & Iron Weights &c, &c,

SOHO FOUNDRY




BIRMINGHAM



Comment: 1894 Avery purchased a competitor with works at Soho Foundry and relocated there in 1897. I conclude that these boxes were issued from 1897 onwards.

The boxes are usually Oak, butt jointed, latched R to L and with brass hinges. There are also examples of higher quality boxes with mitred joints constructed of mahogany. Box sizes are approximately 6" x 3" x 1" with variance in actual dimensions. I have 1 larger box 10" x 4" x 1 1/2".

The beam lengths are commensurate with box sizes, and the beams are usually round ended although I assume box ended beams were made.

The brass scale pans usually W&TA Trademark stamps, some brass pans have rolled rims, some do not and some pans are glass (apothecary usage).

Scale Pan Logo Stamps	
	<p>W & T AVERY PATENT LATE T BEACH</p> <p>Generally found together with boxes with labels which include "LATE T BEACH" reference</p>
	<p>Avery trademark. W & T AVERY TRADEMARK BIRMINGHAM ENGLAND, EST'D 1730</p> <ul style="list-style-type: none"> - in a shield shape, with a crown above it - a few examples have been seen without the crown above the shield, but the reason for this is unknown. Perhaps the crown was used during the reign of Queen Victoria, but not after her death in January 1901 – just a thought at this time. <p>Generally found around the late 1800s.</p>
	<p>BY HIS MAJESTY'S ROYAL LETTERS PATENT</p> <p>Still trying to verify that this stamp is a W&T A stamped and further trying to determine where this stamp on scale pan fits into the chronology of W&T A scales . Reference to His Majesty's would indicate after Queen Victoria, so after 22 Jan 1901.</p>
<p>I welcome any feedback and in particular further information as to years of usage of these logos stamped on scale pans. Are there any others?</p>	

Picture of Scale Beam End	Scale Beam End Description
	<p>A beam with an enclosed circular end to it is described as a "Box End" beam</p> <p>I believe that a Box End beam is an indication of higher quality scales</p>
	<p>A beam with a rounded end to it is described as a "Round End" beam. Some are brass.</p>